

PRODUCT CATALOG

---

# GALLAGHER

## VINYL PRODUCTS



Quality products and service that exceed expectations!



VINYL • ALUMINUM • WOOD • RAILING • DECKING

---

[GallagherVinyl.com](http://GallagherVinyl.com)

# CONTENTS

PRIVACY	4-5
SEMI-PRIVACY	6-7
POOL & YARD	8-9
PICKET FENCE	10-11
LATTICE	12
RANCH RAIL	13
POSTS & POST CAPS	14
GATES & HARDWARE	15
ALUMINUM	16-17
WOOD	18-19
VINYL RAILING	20
ALUMINUM RAILING	21
CABLE RAILING	21
DECKING & LUMBER	22-23
CONTACT US	24

# Mission Statement

To provide quality products and customer service in a professional manner that meets or exceeds our customers' every expectation.



PRIVACY



**SOLID**

**Heights**

3', 4', 5', 6', 7', and 8'

**Widths**

6' and 8'

**Posts**

4" x 4" and 5" x 5"

**Colors**

White, Almond, and Khaki

**Pickets**

7/8" x 6" Tongue and Groove

**Rails**

2" x 7" Slotted Top and Bottom

1.75" x 5.5" Top and Bottom Rail

Double Slotted Mid-rail

on 7' and 8' high fences

Reinforcing insert where required

**LATTICE  
TOP**

**Heights**

3', 4', 5', 6', 7', and 8'

**Widths**

6' and 8'

**Posts**

4" x 4" and 5" x 5"

**Colors**

White, Almond, and Khaki

**Pickets**

7/8" x 6" Tongue and Groove

**Rails**

2" x 3.5" Top

2" x 7" Slotted Mid and Bottom

1.75" x 5.5" Mid and Bottom

Reinforcing insert where required

**Accent Lattice Top**

2" Diamond

**NARROW  
LATTICE TOP**

**Heights**

3', 4', 5', 6', 7', and 8'

**Widths**

6' and 8'

**Posts**

4" x 4" and 5" x 5"

**Colors**

White, Almond, and Khaki

**Pickets**

7/8" x 6" Tongue and Groove

**Rails**

2" x 3.5" Top

2" x 7" Slotted Mid and Bottom


1.75" x 5.5" Mid and Bottom Rail

Reinforcing insert where required

**Accent Lattice Top**

1" Diamond or Square

Our vinyl fence won't rust, rot, or peel and never needs painting.



## CLOSED SPINDLE TOP

### Heights

3', 4', 5', 6', 7', and 8'

### Widths

6' and 8'

### Posts

4" x 4" and 5" x 5"

### Colors

White, Almond, and Khaki

### Pickets

7/8" x 6" Tongue and Groove

### Rails

2" x 7" Slotted Mid and Bottom

1.75" x 5.5" Mid and Bottom Rail

2" x 3.5" Top Rail (on Decorative Top)

Double Slotted Mid-rail on 7' and 8' high fences

Reinforcing insert where required

### Accent Spindle Top Pickets

1.5" x 1.5" Vinyl

3/4" Round or Square Aluminum Spindles

## OPEN SPINDLE TOP

### Heights

3', 4', 5', 6', 7', and 8'

### Widths

6' and 8'

### Posts

4" x 4" and 5" x 5"

### Colors

White, Almond, and Khaki

### Pickets

7/8" x 6" Tongue and Groove

### Rails

2" x 7" Slotted Mid and Bottom

1.75" x 5.5" Mid and Bottom Rail

2" x 3.5" Top Rail (on Decorative Top)

Double Slotted Mid-rail on 7' and 8' high fences

Reinforcing insert where required

### Accent Spindle Top Pickets

1.5" x 1.5" Vinyl (Straight, Scalloped, and Stepped)

# 6" SEMI-PRIVACY



**Heights**


3', 4', 5', 6', 7', and 8'

**Widths**

6' and 8'

**Posts**

4" x 4" and 5" x 5"



## CLOSED TOP

**Posts**

4" x 4" and 5" x 5"

**Colors**

White, Almond, and Khaki

**Pickets**

7/8" x 6" Ribbed


1/2" Picket Spacing

**Rails**

2" x 6" Ribbed Top and Bottom

Aluminum insert where required

2" x 3.5" Mid-rail on fence 5' and higher



## LATTICE TOP

**Posts**

4" x 4" and 5" x 5"

**Colors**

White, Almond, and Khaki

**Pickets**

7/8" x 6" Ribbed

1/2" Picket Spacing

**Rails**

2" x 6" Ribbed Mid and Bottom

2" x 3.5" Top Rail (on Decorative Top)


Aluminum insert where required

2" x 3.5" Mid-rail on fence 5' and higher

**Accent Lattice Top**

2" Diamond

1" Diamond and Square



## CLOSED SPINDLE TOP

**Posts**

4" x 4" and 5" x 5"

**Colors**

White, Almond, and Khaki

**Pickets**

7/8" x 6" Ribbed

1/2" Picket Spacing

**Rails**

2" x 6" Ribbed Mid and Bottom

2" x 3.5" Top Rail (on Decorative Top)


Aluminum insert where required

2" x 3.5" Mid-rail on fence 5' and higher

**Accent Spindle Top Pickets**

1.5" x 1.5" Vinyl

3/4" Round or Square Aluminum Spindles



## OPEN SPINDLE TOP

**Posts**

4" x 4" and 5" x 5"

**Colors**

White, Almond, and Khaki

**Pickets**

7/8" x 6" Ribbed

1/2" Picket Spacing

**Rails**

2" x 6" Ribbed Mid and Bottom

2" x 3.5" Top Rail (on Decorative Top)

Aluminum insert where required





2" x 3.5" Mid-rail on fence 5' and higher

**Accent Spindle Top Pickets**

1.5" x 1.5" Vinyl (Straight,

Scalloped, and Stepped)

# 3" SEMI-PRIVACY



## CLOSED TOP

**Posts**  
4" x 4" and 5" x 5"  
**Colors**  
White, Almond, and Khaki  
**Pickets**  
7/8" x 3" Hollow  
1/2" Picket Spacing  
**Rails**  
2" x 6" Ribbed Top and Bottom  
Aluminum insert where required  
2" x 3.5" Mid-rail on fence 5'  
and higher

## LATTICE TOP

**Posts**  
4" x 4" and 5" x 5"  
**Colors**  
White, Almond, and Khaki  
**Pickets**  
7/8" x 3" Hollow  
1/2" Picket Spacing  
**Rails**  
2" x 6" Ribbed Mid and Bottom  
2" x 3.5" Top Rail (on  
Decorative Top)  
Aluminum insert where required  
2" x 3.5" Mid-rail on fence 5'  
and higher  
**Accent Lattice Top**  
2" Diamond  
1" Diamond and Square



## CLOSED SPINDLE TOP

**Posts**  
4" x 4" and 5" x 5"  
**Colors**  
White, Almond, and Khaki  
**Pickets**  
7/8" x 3" Hollow  
1/2" Picket Spacing  
**Rails**  
2" x 6" Ribbed Mid and Bottom  
2" x 3.5" Top Rail (on  
Decorative Top)  
Aluminum insert where required  
2" x 3.5" Mid-rail on fence 5'  
and higher  
**Accent Spindle Top Pickets**  
1.5" x 1.5" Vinyl  
3/4" Round or Square Aluminum  
Spindles

## OPEN SPINDLE TOP

**Posts**  
4" x 4" and 5" x 5"  
**Colors**  
White, Almond, and Khaki  
**Pickets**  
7/8" x 3" Hollow  
1/2" Picket Spacing  
**Rails**  
2" x 6" Ribbed Mid and Bottom  
2" x 3.5" Top Rail (on  
Decorative Top)  
Aluminum insert where required  
2" x 3.5" Mid-rail on fence 5'  
and higher  
**Accent Spindle Top Pickets**  
1.5" x 1.5" Vinyl (Straight,  
Scalloped, and Stepped)

POOL & YARD



**CONTEMPORARY  
3" CLOSED TOP**

**Heights**

3', 4', 5', 6', 7', and 8'

**Widths**

6' and 8'

**Posts**

4" x 4" and 5" x 5"

**Colors**

White, Almond, and Khaki

**Pickets**

7/8" x 3"

3" Picket Spacing

Optional: 1.75" Spacing

**Rails**

2" x 3.5" Ribbed Top and Bottom

Optional: 2" x 6" Top and Bottom

Aluminum insert where required

2" x 3.5" Mid-rail on fence 5' and higher

**CONTEMPORARY  
1.5" CLOSED TOP**

**Heights**

3', 4', 5', 6', 7', and 8'

**Widths**

6' and 8'

**Posts**

4" x 4" and 5" x 5"

**Colors**

White, Almond, and Khaki

**Pickets**

7/8" x 1.5"

3" Picket Spacing

Optional: 1.5" x 1.5"

Optional: 1.75" Spacing

**Rails**

2" x 3.5" Ribbed Top and Bottom

Optional: 2" x 6" Top and Bottom

Aluminum insert where required

2" x 3.5" Mid-rail on fence 5' and higher





**Heights**

3', 4', 5', 6', 7', and 8'

**Widths**

6' and 8'

**Posts**

4" x 4" and 5" x 5"

**Colors**

White, Almond, and Khaki

**Pickets**

Alternating 7/8" x 3" and 7/8" x 1.5"

Alternating 7/8" x 6" and 7/8" x 1.5"

1.75" Picket Spacing

**Rails**

2" x 3.5" Hollow Top and Bottom

Optional: 2" x 6" Top and Bottom

Aluminum insert where required


2" x 3.5" Mid-rail on fence 5' and higher

**ALTERNATING  
PICKET**


Our rails are  
pre-notched  
and routed  
for easy  
assembly!



# CONTEMPORARY 3" PICKET



Sharp Cap Dog Ear Cap



## STRAIGHT PICKET

**Colors**

White, Almond, and Khaki

**Pickets**

7/8" x 3" Hollow

3" Picket Spacing

Optional: 1.75" Spacing

**Rails**


2" x 3.5" Top Hollow Rail

2" x 6" Ribbed Bottom Rail

Aluminum insert where required

Optional: 2" x 3.5" Bottom Rail

2" x 3.5" Mid-rail on fence 5' and higher



## SCALLOPED PICKET

**Colors**

White, Almond, and Khaki

**Pickets**

7/8" x 3" Hollow

3" Picket Spacing

Optional: 1.75" Spacing

**Rails**


2" x 3.5" Top Hollow Rail

2" x 6" Ribbed Bottom Rail

Aluminum insert where required

Optional: 2" x 3.5" Bottom Rail

2" x 3.5" Mid-rail on fence 5' and higher



## ARCHED PICKET

**Colors**

White, Almond, and Khaki

**Pickets**

7/8" x 3" Hollow

3" Picket Spacing

Optional: 1.75" Spacing

**Rails**

2" x 3.5" Top Hollow Rail

2" x 6" Ribbed Bottom Rail

Aluminum insert where required

Optional: 2" x 3.5" Bottom Rail

2" x 3.5" Mid-rail on fence 5' and higher

# CLASSIC 1.5" PICKET



**Heights**  
3', 4', 5', 6', 7', and 8'  
**Widths**  
6' and 8'  
**Posts**  
4" x 4" and 5" x 5"

**Colors**


White, Almond, and Khaki

**Pickets**


1.5" x 1.5" Hollow with Pyramid Cap  
2" Picket Spacing

**Rails**


2" x 3.5" Hollow Top Rail  
2" x 6" Ribbed Bottom Rail  
Aluminum insert where required  
Optional: 2" x 3.5" Bottom Rail  
2" x 3.5" Mid-rail on fence 5' and higher




**STRAIGHT PICKET**



**SCALLOPED PICKET**



**ARCHED PICKET**




**STEPPED PICKET**




No need for unsightly brackets.

# VINYL FENCE

## LATTICE



**PRIVACY**



**SQUARE**

**Heights**

3', 4', 5', and 6'

**Widths**

6' and 8'

**Posts**

4" x 4" and 5" x 5"

**Colors**

White, Almond, and Khaki

**Rails**

2" x 6" Ribbed Top and Bottom

Optional: 2" x 3.5" Top and Bottom

Aluminum insert where required

2" x 6" Mid-rail on fence 5' and higher

**Heights**

3', 4', 5', and 6'

**Widths**

6' and 8'

**Posts**

4" x 4" and 5" x 5"

**Colors**

White, Almond, and Khaki

**Rails**

2" x 6" Ribbed Top and Bottom

Optional: 2" x 3.5" Top and Bottom

Aluminum insert where required

2" x 6" Mid-rail on fence 5' and higher

## Vinyl Fencing Available Colors



**White**





**Almond**



**Khaki**

# RANCH RAIL



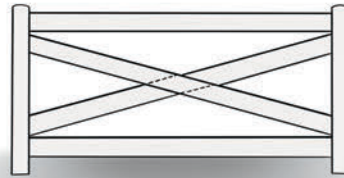
**2 RAIL**

Height 3'



**3 RAIL**

Height 4'



**4 RAIL  
CROSSBUCK**

Heights 4' and 5'



**4 RAIL**

Heights 4' and 5'

**Widths**

8'

**Posts**

4" x 4" and 5" x 5"

**Colors**

White, Almond, and Khaki

**Rails**

1.5" x 5.5" Ribbed

Optional: 2" x 6" Ribbed



Pet-Friendly  
Option

**Green &  
Black Mesh**



**White & Black  
Mesh Clips**


# POSTS CAPS & POSTS



Create a stylish appearance with the addition of a decorative post cap!



Internal



External



Dome



Gothic



New England



New England Classic




Federation



Hampton



New England Solar



Cape May



## Posts

Standard post sizes are 4" x 4" and 5" x 5". Custom sizes are available for unique projects. Aluminum Post Stiffeners are available and are recommended for gate support posts.

# GATES & HARDWARE



## GATE LATCHES & LOCKS



**D&D LokkLatch  
Deluxe**



**D&D Stainless  
Latch**



**Nationwide  
Keystone Latch**  
1-Sided  
2-Sided  
Traverse



**D&D MagnaLatch**  
Series 3 ALERT Top Pull  
Series 3 Top Pull

All gate hardware is available in black and white.

## GATE HINGES



**D&D TruClose**  
Multi-Adjust  
Standard  
Round Post



**D&D**  
Self-Closing  
Tension Hinge

## ACCESSORIES




**D&D Gate Handle**  
Vinyl or Wood  
Fits all gates



**D&D Drop Rod**  
Q-Bolt  
Lokk Bolt

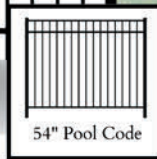
# ALUMINUM PANELS



**CLASSIC  
2-RAIL**



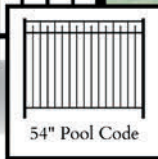
**CLASSIC  
3-RAIL**




54" Pool Code




**3-RAIL  
ALTERNATING  
PICKET CLOSED  
TOP**




54" Pool Code



**3-RAIL  
OPEN TOP**



**3-RAIL  
SCALLOPED OPEN  
TOP**



**3-RAIL  
ARCHED OPEN  
TOP**



# POSTS & UPGRADES

## Residential

**Posts**  
 2" x 2" Standard and Heavy Wall  
 2.5" x 2.5" Standard and Heavy Wall

**Rails**  
 1" x 1"

**Pickets**  
 5/8" x 5/8"

**Picket Spacing**  
 3.8125"

**Heights**  
 3', 4', 4.5', 5', and 6'

**Width**  
 6'

## Commercial

**Posts**  
 2" x 2" Standard and Heavy Wall  
 2.5" x 2.5" Standard and Heavy Wall

**Rails**  
 1.25" x 1.25"

**Pickets**  
 3/4" x 3/4"

**Picket Spacing**  
 3.8125"

**Heights**  
 3', 4', 4.5', 5', and 6'

**Width**  
 6' and 8'

## Industrial

**Posts**  
 2.5" x 2.5" Standard and Heavy Wall

**Rails**  
 1-5/8" x 1-5/8"


**Pickets**  
 1" x 1"

**Picket Spacing**  
 3.8125"


**Heights**  
 3', 4', 4.5', 5', 6', 7', and 8'

**Width**  
 6' and 8'

Design a distinctive look with a variety of aluminum options.



Puppy Picket



Extra Picket



## Aluminum Fencing Available Colors



Black



Bronze



White

# NATURAL WOOD




## SPACED PICKET



Straight Top



Concave



Convex

### Wood Types

Western Red Cedar, Northern White Cedar, and Pressure Treated Southern Yellow Pine

### Pickets

1" x 4" and 1" x 6"

2.5" and 1.75" Spacing

### Backer Rails

2" x 3" and 2" x 4"

### Heights

2" x 3" - 4', 5', and 6'

2" x 4" - 4', 5', 6', and 8'

## SPLIT RAIL



2-Rail



3-Rail

### Wood Types

Locust and Pressure Treated Southern Yellow Pine

### Rails

11'

### Posts

Line 3" x 6" x 6'

End 4.5" x 4.5" x 6'

Corner 4.5" x 4.5" x 6'

# SOLID BOARD



**Straight**



**Concave**



**Convex**

**Wood Types**

Western Red Cedar, Northern White Cedar, and Pressure Treated Southern Yellow Pine

**Heights**

4', 5', and 6'

**Pickets**

1" x 4" and 1" x 6"

**Backer Rails**

2" x 3" and 2" x 4"

**Post Tops**



Flat



Dog Ear



Gothic

**Picket Tops**



Dog Ear  
(Standard)



Gothic



French Gothic



Cove



Sharp Point



Flat

# SHADOW BOX



**Straight**



**Concave**



**Convex**

**Wood Types**

Western Red Cedar, Northern White Cedar, and Pressure Treated Southern Yellow Pine

**Heights**

2" x 3" - 4', 5', and 6'

2" x 4" - 4', 5', 6', and 8'

**Pickets**

1" x 4"

2.5" and 1.75" Spacing

1" x 6"

3.5" and 1.75" Spacing

**Backer Rails**

2" x 3" and 2" x 4"


# SANDWICH

**Wood Type**

Western Red Cedar

**Picket Width**

1" x 4" and 1" x 6" Tongue and Groove



**Privacy**



**Diagonal Lattice Top**

**Heights**

4', 5', and 6'

**Sandwich Rail**

1" x 6"

**Lattice Top**

2" x 3" Diagonal

2" x 3" Square

# HAND RAIL

## VINYL

### GVP 1000 Style

#### Aluminum



#### Colonial



#### Glass Slats



#### Framed Glass



#### Classic Square

##### Spindles

1.5" x 1.5" White Vinyl

##### Standard Lengths

4', 5', 6', 8', and 10'

##### Standard Heights

36" and 42"

##### Standard Lengths

6', 8' and 10'

##### Rails

3.5" x 3.5" Top T-Rail with Aluminum Reinforcement

2" x 3.5" Bottom Rail

##### Standard Stair Rail Slope

29" - 35" and 36" - 41"

Custom radius bends are available for curved vinyl railing designs.

Gates are available in all sizes.

### GVP 2000 Style

#### Top Rail



2" x 3.5"  
Aluminum Reinforcement  
(Deck Board Sold Separately)

#### Bottom Rail



2" x 3.5"  
Optional: Aluminum  
Reinforcement



GVP 2000 Style offers a variety of spindle options.

##### Spindles

Round or Square Aluminum

1.5" x 1.5" Vinyl

Colonial


##### Standard Lengths

6', 8', and 10'


#### Deck Board Mounting Kit



#### Level Deck Over Bracket



#### Stair Deck Over Bracket



# ALUMINUM & CABLE

## Industrial Grade

### Spindles

1" x 1"

### Standard Lengths

6', 8', and 10'

### Standard Heights

36" and 42"

### Rails

2.5" x 2" Mushroom

Top Rail

1.6" x 1.6" Bottom

Rail

### Colors

Black, Bronze, and

White

### Posts

3" x 3"



### Hardware

Mushroom Rail Brackets

Industrial Rail Brackets

Mushroom Swivel Brackets

Industrial Swivel Brackets

3" Welded Flange

3" Flange Cover

3" Post Cap

## Aluminum Railing



### Mushroom Rail Bracket



### Industrial Rail Bracket



Gates are available in  
36", 48" and 60"

## Frequency Series

### Standard Height

36"

### Standard Length

4'

Length between posts is a max of 4'



## Cable Railing

A proud distributor of




products.


### Ridge Series



### Edge Series



### Kyber Series



# DECKING & LUMBER




Deck Boards & Fasteners


## Transcend Earth Tones




## Lumber



Gravel Path



Rope Swing



Vintage Lantern

Pressure Treated #2 Grade

### Boards

2" x 4" Lengths

12' and 16'

2" x 8" Lengths

10', 12', 16', and 20'

2" x 10" Lengths

10', 12', 16', and 20'

2" x 12" Lengths

12', 16', 20'

### Posts

4" x 4" Lengths

7', 9', and 12'


6" x 6" Lengths

8', 12', and 14'


## Transcend Tropicals



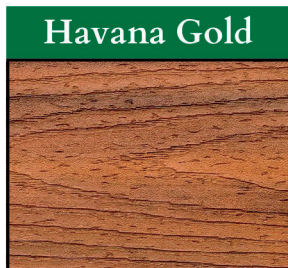
Island Mist



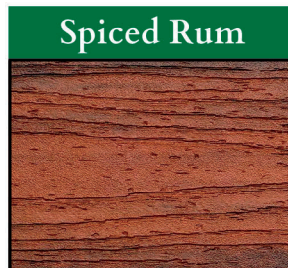
Tiki Torch



Lava Rock



Havana Gold



Spiced Rum






## Select Earth Tones

Pebble Grey



Winchester Grey



Saddle



Woodland Brown



Madeira




All of the Trex Deck lines are covered by 25 Year Limited Residential and Fade & Stain Warranties.

Looking for a different board? We also offer Timbertech by Azek Building Products!



## Enhance Basics

Clam Shell



Beach Dune



Saddle



## Enhance Naturals

Foggy Wharf



Rocky Harbor



Toasted Sand



Coastal Bluff



# GALLAGHER

## VINYL PRODUCTS



CONTACT  
GALLAGHER VINYL PRODUCTS  
TODAY!

**Phone Number:** (302)469-5466

**Email:** [wholesale@gallaghervinyl.com](mailto:wholesale@gallaghervinyl.com)

**Visit us in person!**

68 Elijah Lane Felton, DE 19943



**Scan & Visit Our Website!**